

VISCOTAQ™ WATERPROOFING SYSTEM



Joint seal for precast vaults and more

The Viscotaq™ Waterproofing System can be used to waterproof cracks and joints of concrete structures. The system is applied to prevent water infiltration and can be installed on new and existing structures.

A common application is to seal between prefabricated concrete sections (i.e. of manholes, vaults). Viscotaq offers two options for sealing these structures.

1. If the concrete sections are smooth, a thick bead of Viscomastic can be sufficient to seal the joint.
2. For existing seams/joints apply Viscosealant in the void, smooth with a putty knife and then apply Viscowrap over the joint.

If the surface is to be coated apply the EZ Wrap in place of Viscowrap. This application can be applied on the inside or outside of the structure for new installations or existing structures.

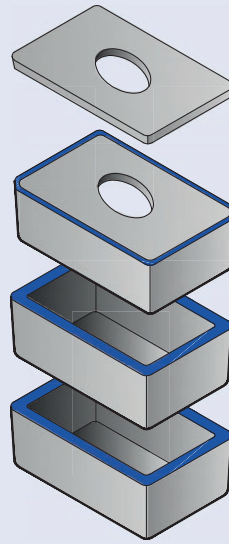
COMPOSITION

ViscotAQ™ is a non-crystalline a-polar viscous elastic (viscoelastic) semi-solid polyolefin coating for corrosion prevention and waterproofing of underground and aboveground substrates.

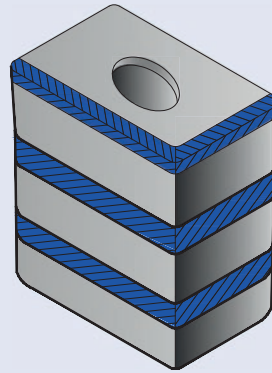
ViscotAQ's molecular chemistry is unique and designed in such a way that the viscosity gives it permanent wetting characteristics and the elasticity of the product provides the strength and feeling of a semi-solid. The Viscotaq™ compound bonds to the substrate by means of Van der Waals principles, penetrating the pores and anomalies of the substrate. The coating remains in intimate contact with the substrate creating an impermeable homogeneous corrosion prevention/waterproof coating.

FEATURES

- Minimal surface preparation, SP2
- Wide temperature ranges for application
- Easy to apply and Remains flexible
- Environmentally friendly & non toxic
- Low glass transition temp
- Compatible with other coatings
- Long lasting synthetic composition
- No primers
- UV Resistant
- Moulds and forms easily
- Tested to latest ASTM & CSA standards
- Creates an impermeable/waterproof barrier



APPLY VISCOMASTIC ON VAULT JOINTS



WRAP WITH 12" VISCOWRAP OVER MASTIC AND VAULT JOINTS



COMPONENTS

- ViscotAQ Viscomastic™
- ViscotAQ Viscosealant™
- ViscotAQ Viscowrap™
- ViscotAQ EZ Wrap™ (optional)

METHOD OF APPLICATION

1. Surface Preparation:

When applying Viscotaq products to a concrete substrate extra precaution should be taken to ensure the concrete is clean and dry.

- Use compressed air if needed to remove fine dirt and dust.
- Wipe with denatured alcohol to remove moisture, dirt and grime.
- Heating of concrete may be needed to draw out any moisture in concrete substrates
- An alternative peel test procedure is recommended prior to application. Please refer to the Viscotaq Technical Manual for full surface preparation and peel test requirements.

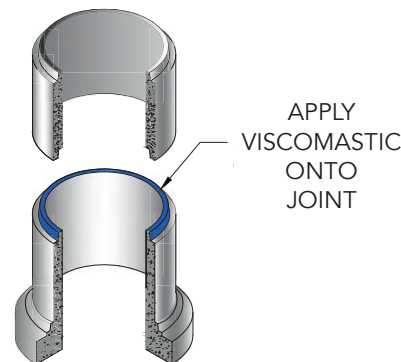
(Continued overleaf.)

VISCOTAQ™ WATERPROOFING SYSTEM

2. Viscotaq Viscomastic™

Apply between concrete sections during installation. The pressure of the sections will push the Viscomastic into place and create a seal. Viscomastic is manufactured in multiple thicknesses.

- Viscomastic is applied by unrolling the coil and placing the product on the substrate.
- Once the material is in place, apply slight pressure and remove release liner before the next section of concrete is applied. The weight of the structure should bond the paste to the concrete and provide a waterproof seal.

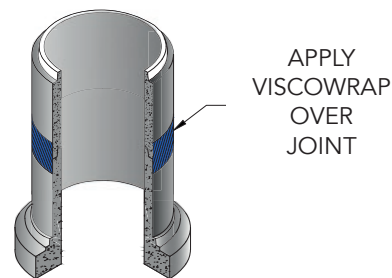


3. Viscotaq Viscowrap™ or Viscotaq EZ Wrap™

*EZ Wrap is applied when the surface is going to be coated after sealing.

Viscowrap is applied over the area where the Viscomastic or Viscosealant has been applied. Overlap a minimum of a 2" on each side of sealed area.

- Remove the release liner and place the adhesive side onto the surface.
- Apply Viscowrap with as few air pockets as possible.
- Use a seam roller to add pressure to the Viscowrap to advance the adhesion process and ensure the product is properly bonded.

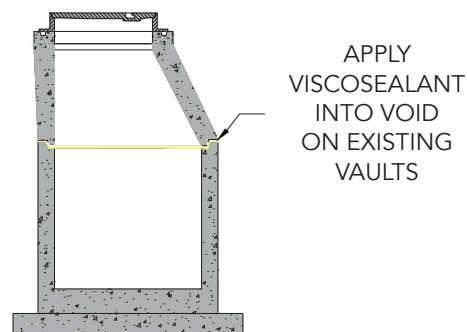


4. Viscotaq Viscosealant™

Viscotaq™ Viscosealant can be used to seal cracks in existing concrete structures. It can also be used in place of the Viscomastic if the new concrete structure sections are smooth and the sections are designed to form a tight fit where the gap is very small.

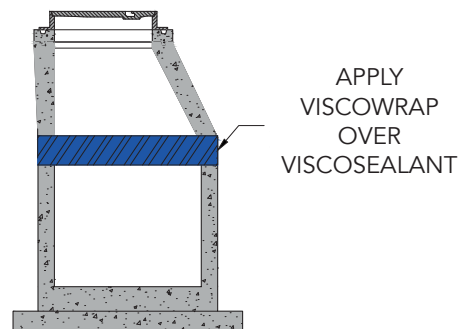
Sealing Existing Cracks

- Chip out old and loose concrete to create a favorable surface to adhesion.
- Apply Viscosealant with an applicator gun pushing the products as far into the crack as possible.
- Smooth with putty knife.



Sealing Joints of tightly fitting prefabricated structures

- Apply a significant amount of Viscosealant with an applicator gun to the smooth surface where the concrete sections join. Apply enough product to seal the area once the additional concrete section is installed.



5. Viscotaq Viscowrap™ or Viscotaq EZ Wrap™

Use Viscowrap or EZ Wrap as previously mentioned in the prior section.

*Please refer to the Viscotaq Technical Manual for inspection and testing.



PUB No. 614.12.2021



WINN & COALES (DENSO) LTD

TEL: +44 (0) 208 670 7511
FAX: +44 (0) 208 761 2456
EMAIL: mail@denso.net
WEB: www.denso.net

Winn & Coales (Denso) Ltd
33 - 35 Chapel Road
London SE27 0TR
UNITED KINGDOM

